

Medical Professional Testimonials



 **Dr. Benjamin Ascher,**
MD, Plastic Surgeon

"I was deeply impressed by the skin-lifting results after experiencing the Ultraformer III for the first time. It shows significant scientific improvements of HIFU technology to develop great results. I believe Classsys will be one of the leading global companies to come based on their outstanding technology."



 **Dr. Klaus Fritz,**
MD, Plastic Surgeon


"Ultraformer III brings immediate tightening effects with different cartridges for the face. Surgery was the normal option for skin lifting procedures but now we can achieve equal results using the Ultraformer III non-invasively. My patients are always surprised about their remarkable clinical outcomes."



 **Dr. Jean Louis Sebagh,**
MD, Plastic Surgeon

"I've been using the Ultraformer III for more than a year now and I am very satisfied with its clinical results. I believe the Ultraformer III is a game changer for skin lifting. Injections and surgery were options for skin lifting prior to HIFU, but now the Ultraformer III non-surgical treatment reflects better."



 **Dr. Franco Lauro,**
MD, Plastic Surgeon


"Ultraformer III's skin tightening effects are amazing. Laser technology has limitations in terms of clinical results and side effects. The Ultraformer III presents excellent skin tightening using HIFU that delivers energy, especially to the SMAS layer. The energy takes apart old collagen and induces formation of new collagen effectively."



 **Dr. Michael H. Gold,**
MD, Dermatologist

"For those who have never tried the Ultraformer III with HIFU technology, I'd like to say that this is a great tightening procedure device. We like to use it for tightening from the eyes down to the neck. Patients reflect great results and they are highly satisfied."



 **Dr. Nobuhiro Suetake,**
MD, Plastic Surgeon

"The Ultraformer III is a very effective and satisfactory device that makes it possible to offer my patients a very complete treatment. I have experience with other HIFU devices, however, before the Ultraformer III, I was not satisfied with other devices due to high pain levels and unsatisfactory clinical results."



 **Dr. Jong-seo Kim,**
MD, Plastic Surgeon

"I am very impressed with the Ultraformer III in which there is a high rate of patient satisfaction. HIFU devices have replaced the trend of RF devices recently because these devices like the Ultraformer are more effective and is less painful. It helps with blood circulation and remodels collagen effectively."



 **Dr. Katia Paskova,**
MD, Dermatologist

"The effect of the Ultraformer III is instantaneous. This is because we work on the tissues and various layers of the skin. With age, skincare products and cosmetics is just not enough. The Ultraformer is suitable for patients who do not want surgical facelift procedures."



 **Dr. Marcin Ambroziak,**
MD, Dermatologist

"I have been using the Ultraformer III for more than 6 months now. This is a very versatile device because there are cartridges ranging from 1.5mm up to 9.0mm. So, we can use the device not only to treat sagging skin on the face, but we are able to treat other areas of the body as well."

The Classsys Advantage

Since opening our doors in 2007, Classsys Inc. was founded with the sole purpose to create technology that provides intuitive solutions for our consumers to reflect their potential. This has resulted in providing medical & aesthetic solutions that have reached consumers around the globe, with a diverse range of applications for lifting, tightening, fat reduction, and body contouring procedures. Comfort coupled with beneficial, fast-proven results is the source of our motivation and the reason we strive to innovate solutions for our consumers in the medical & aesthetics industry.



ultraformer.com

UF3B052017



ULTRAFORMER III
MMFU I Micro & Macro Focused Ultrasound

Reform
Your Youth



T. +82-2-517-2114 | classsys.com | ultraformer.com | info@classsys.com

Images and texts are intellectual property of Classsys. Copying of this material can be subject to charges of both civil and criminal law of legal justice. Copyright to Classsys © All Rights Reserved



www.ultraformer.com





Lift Tighten Contour

The Ultraformer III is an optimum, non-invasive ultrasound device that lifts and tightens the face for a youthful complexion and tightens the body for slimmer contours. With precision per shot pulse, HIFU-powered transducers are designed to either remodel collagen to remove facial wrinkles and sagging skin or tighten body tissues to reflect your full potential.

ULTRAFORMER III

Uplift your face, diminish those wrinkles, and shape your body



Multi-functional & Multi-depth
Cartridges



Micro & Macro Focused
Technology



Application
Face & Body



Non-invasive Procedure
Safety




Effective & Less Pain
Treatment



Faster & Precise Shot Application
Transducers



High Peak Power
Dual Engine



Benefits for Patients

- Applicable for all skin types and tones
- 15-20 minute treatments with NO downtime
- No pre or post treatment skin care requirements
- Quick and long-lasting results

Benefits for Practice

- Safe and effective alternative to Botox, invasive surgery
- Customized treatment based on patient assessment
- Complements other aesthetic treatments offered
- Highly profitable and quick turnover on investment



Technology & Mechanism

HIFU transducers deliver an equal distribution of ultrasound waves into multiple layers of skin and body tissues without direct contact to the epidermis. Fitted with multiple cartridges that generate thermal energy, the Ultraformer III maintains stabilized temperatures of 65~75°C to induce coagulation for collagen renewal in the face and tightens body tissues for contouring waistlines, the thighs, and other parts of the body.

Neocollagenesis

Collagen renewal in the face triggered by HIFU involves heating the dermal and superficial muscular aponeurotic system (SMAS) layers that undergo separate phases of blood coagulation, wound contractions, and tighter shelving of new collagen to reduce wrinkles and sagging skin.

01	02	03
<h3>Inflammation Phase</h3> <p>Post treatment, the target area undergoes blood coagulation and hemostasis to control blood flow, which then induces a uniform migration of surrounding skin cells.</p>	<h3>Proliferative Phase</h3> <p>48 hours after receiving treatment, fibroblasts produce new connective tissue known as granulation tissue to form on the wound, triggering a tighter build-up of new collagen.</p>	<h3>Remodeling Phase</h3> <p>Over the course of 3 weeks to 6 months following treatment, the dermal layers of skin triggers renewal of cross-linked collagen fibers for a tighter and wrinkle-free complexion.</p>
<ul style="list-style-type: none"> - Hemostasis - Skin Coagulation - Cell Migration 	<ul style="list-style-type: none"> - Granulation Tissue - Wound Contraction - Collagen Synthesis 	<ul style="list-style-type: none"> - Collagen Renewal - Strength Increase - Skin Lifting & Tightening

Micro Focused

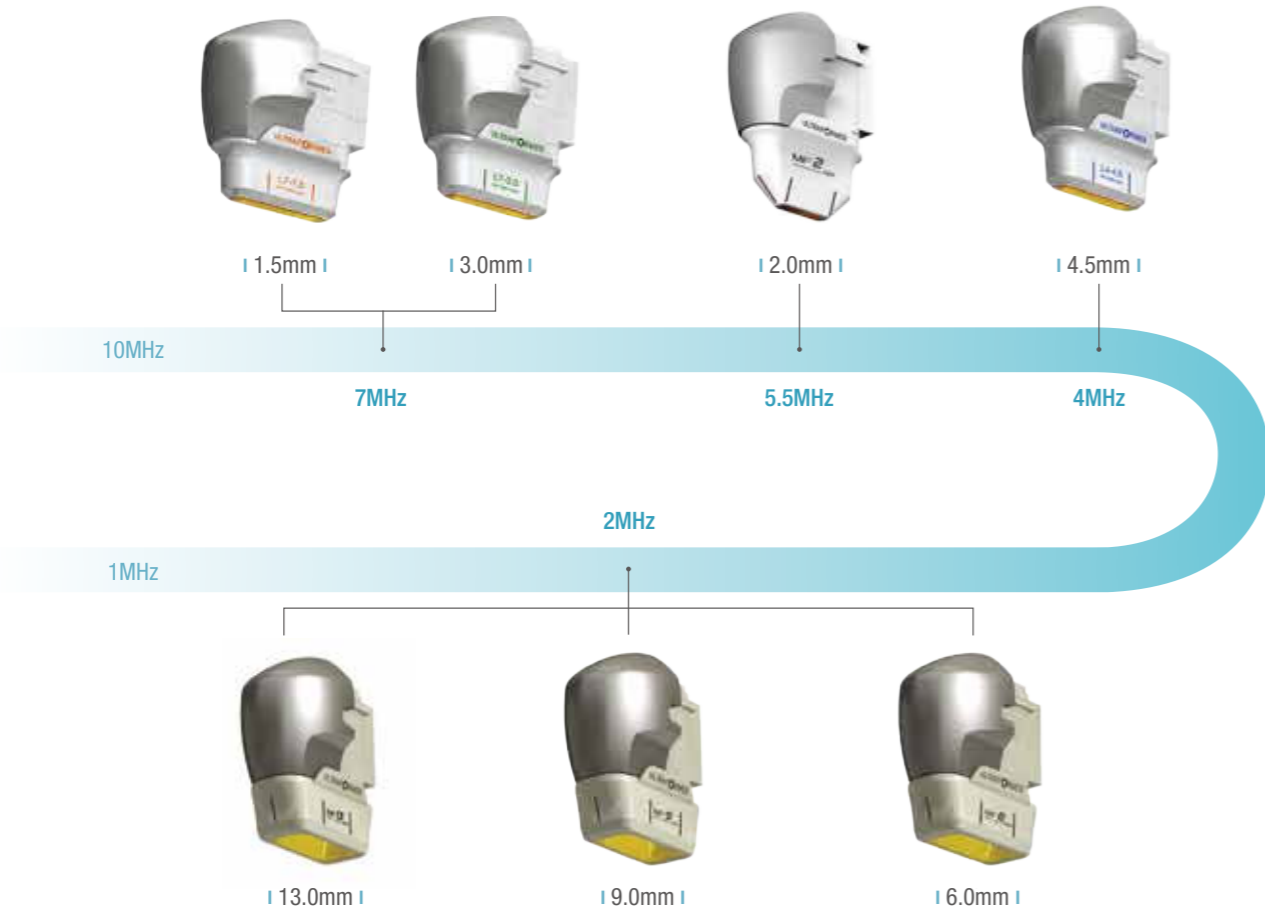
Cartridges with highly concentrated ultrasound beams deliver power with accuracy and precision to the specified focal region.

Macro Focused

Cartridges with lower frequencies allow deeper penetration to the focal region with a larger energy density.

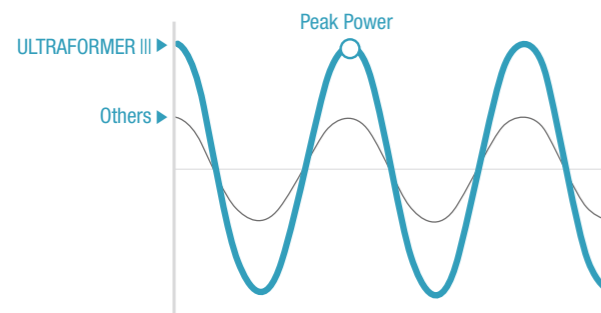
Technology

Cartridge Range & Frequency



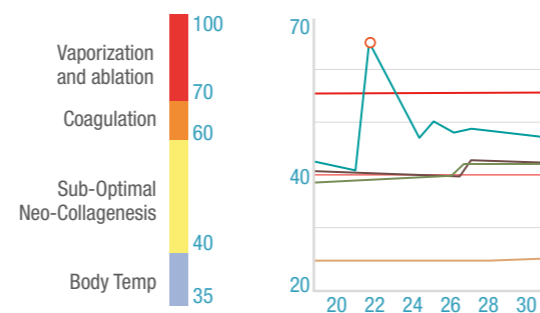
Dual Engine High Peak Power

High peak power delivers energy effectively to target layers of skin without diffusing heat to surrounding tissues, yielding less pain and a low rate of side effects combined with effective clinical results.



MMFU Thermal Energy


Generating approximately 65.4°C into target layers induces natural coagulation and wound-healing processes to stimulate collagen renewal underneath the epidermis.



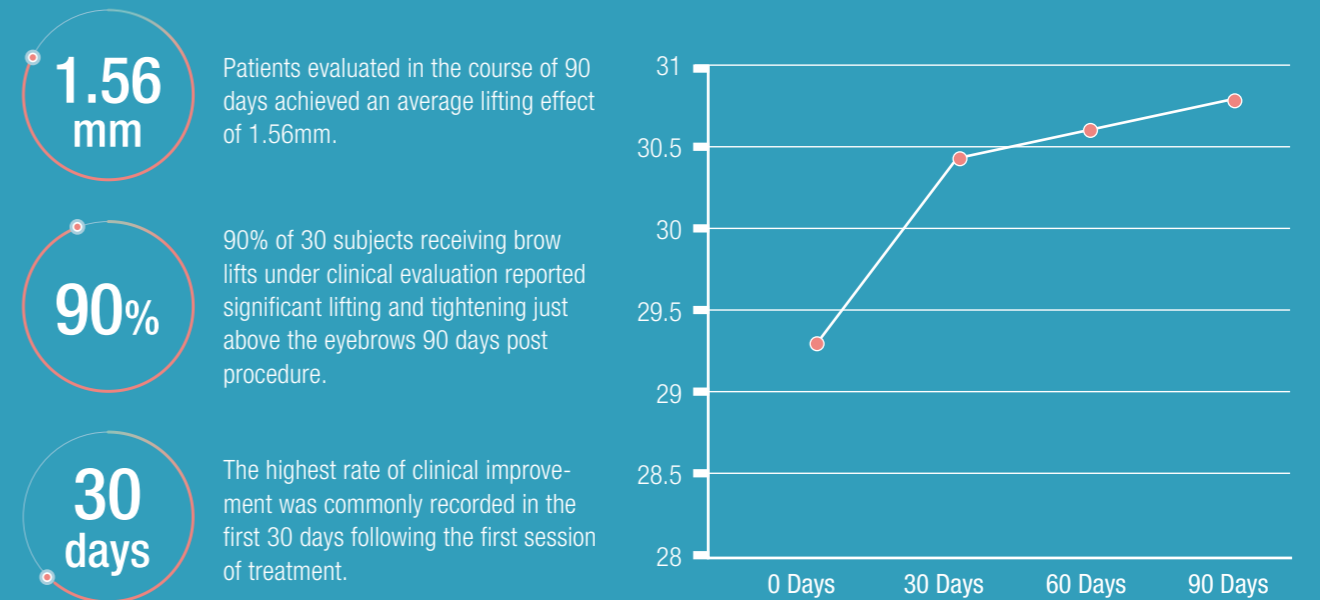
Brow Lifting Efficacy

Clinical Study Abstract

Over the course of 12 weeks, 30 patients participated in a clinical study to assess the efficacy of brow lift procedures using the Ultraformer III. Clinical photos were recorded at the start of each session to document improvement in results.



Measurement of AEH Improvement



Proven Efficacy Through Clinical Studies

Tightening effects of high-intensity focused ultrasound on body skin and subdermal tissue

[J Eur Acad Dermatol Venereol. 2016 Sep;30(9):1599-602.]

Research Abstract

Procedures with the Ultraformer III to increase skin elasticity in the face and tighten areas of the body through the non-invasive method of HIFU under multiple depth cartridges were evaluated to determine the efficacy of the device as a practical alternative to invasive procedures and surgery. The study was based on the standards of the Global Aesthetic Improvement Scale (GAIS) and elasticity changes to skin were measured via a cutometer.

Proven Efficacy Through Clinical Studies

Efficacy and safety of non-invasive body tightening with high-intensity focused ultrasound (HIFU)

[Skin Research and Technology 2017; 1-5]

Research Abstract

Clinical researchers have conducted treatment procedures on subjects with the Ultraformer III to determine whether high-intensity focused ultrasound (HIFU) is an effective, non-invasive alternative to incision-based procedures or surgeries for improving skin elasticity and contours of the face and body. Over the course of 12 weeks following treatment, researchers evaluated the device for its efficacy and safety based on the standards of the Global Aesthetic Improvement Scale (GAIS) and changes to skin elasticity measured over time via a cutometer.

“The HIFU device used in this study was the **Ultraformer III (CLASSYS INC.)**”

“Pain was evaluated by visual analogue scale (VAS) ... 1 and 4 weeks after treatment, all subjects reported a VAS score of 0 (no pain)”

“Most subjects were satisfied with the results of treatment (Table 2). At 4 weeks post-treatment, all subjects rated SGAIS scores as greater than 1 on the cheek and thigh. The improvement rate assessed for the abdomen was greater than SGAIS 1 was 93.8%. At 12 weeks post-treatment, the improvement rates of cheek and thigh were reduced from 100% to 96.9%. However, the improvement rate of the abdomen increased to 96.8%.”

Conclusion

For body tightening, we applied HIFU using transducers with a lower frequency and deep focal depth to effectively deliver ultrasound energy to skin tissues. HIFU appears to be a safe and effective treatment modality for dermal and subdermal tightening.

“GAIS scores also showed good results (Table 1).”

“Most subjects were satisfied with the results of treatment (Table 2)”

SGAIS Improvement Rate




Conclusion

In this study, we observed significant improvements in two body regions (abdomen and thighs) as well as the cheek when targeted for HIFU treatment. By using newly developed transducers with different energy outputs and focal depths, HIFU was tailored to meet the unique physical characteristics of each patient.

Applications

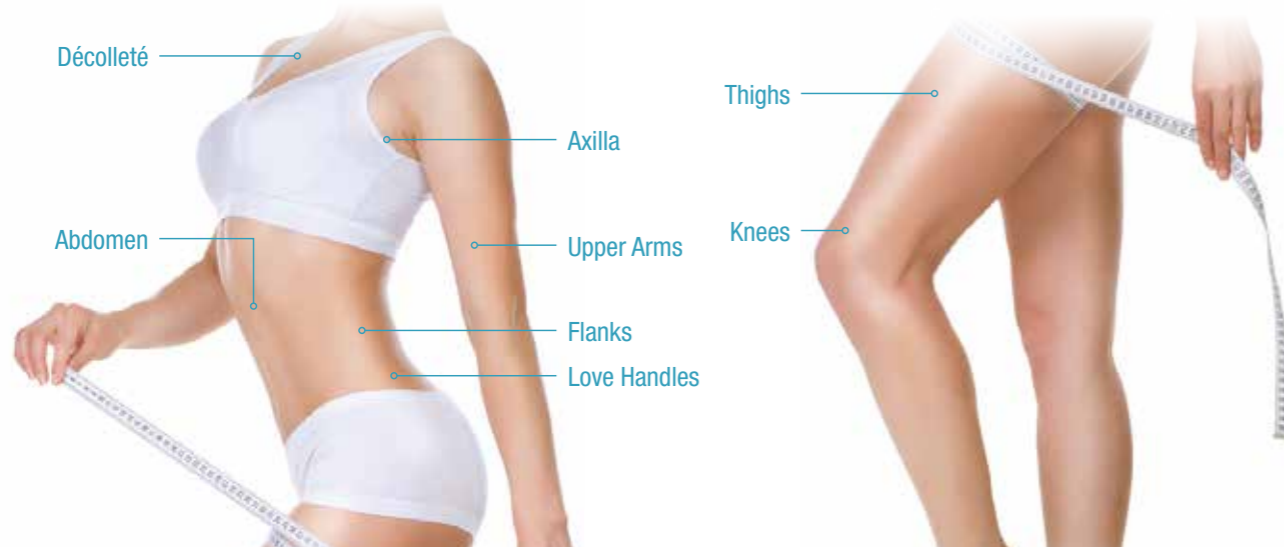
Face

Micro focused depth cartridges at 1.5mm, 2.0mm, 3.0mm, and 4.5mm directly transfer an equal distribution of ultrasound energy into the dermal and superficial muscular aponeurotic system (SMAS) layers of the face to stimulate collagen renewal.



Body

Macro focused depth cartridges at 6.0mm, 9.0mm, and 13.0mm directly transfer an equal distribution of ultrasound energy into the subcutaneous tissue, inducing contractions to dispose of stubborn fat cells naturally through the body as waste.



FAQ

What are the advantages of the Ultraformer III?

The Ultraformer III utilizes cartridges focused on multiple depths of skin for lifting and tightening the face as well as tightening body tissues for contouring purposes. The patient can receive customized treatments on the face and body with the stable delivery of ultrasound energy, fast application, and precise accuracy of MMFU-powered transducers.

How is fat naturally removed from the body by the Ultraformer III?

Macro-focused depth cartridges damage fat cell membranes consisting of triglycerides and are then transported through the vascular and lymphatic systems to the liver. This process is made possible through the body's natural metabolism as the liver makes no distinction between fat disposed of by the Ultraformer III and fat originating from food consumption.

Are there any side effects?

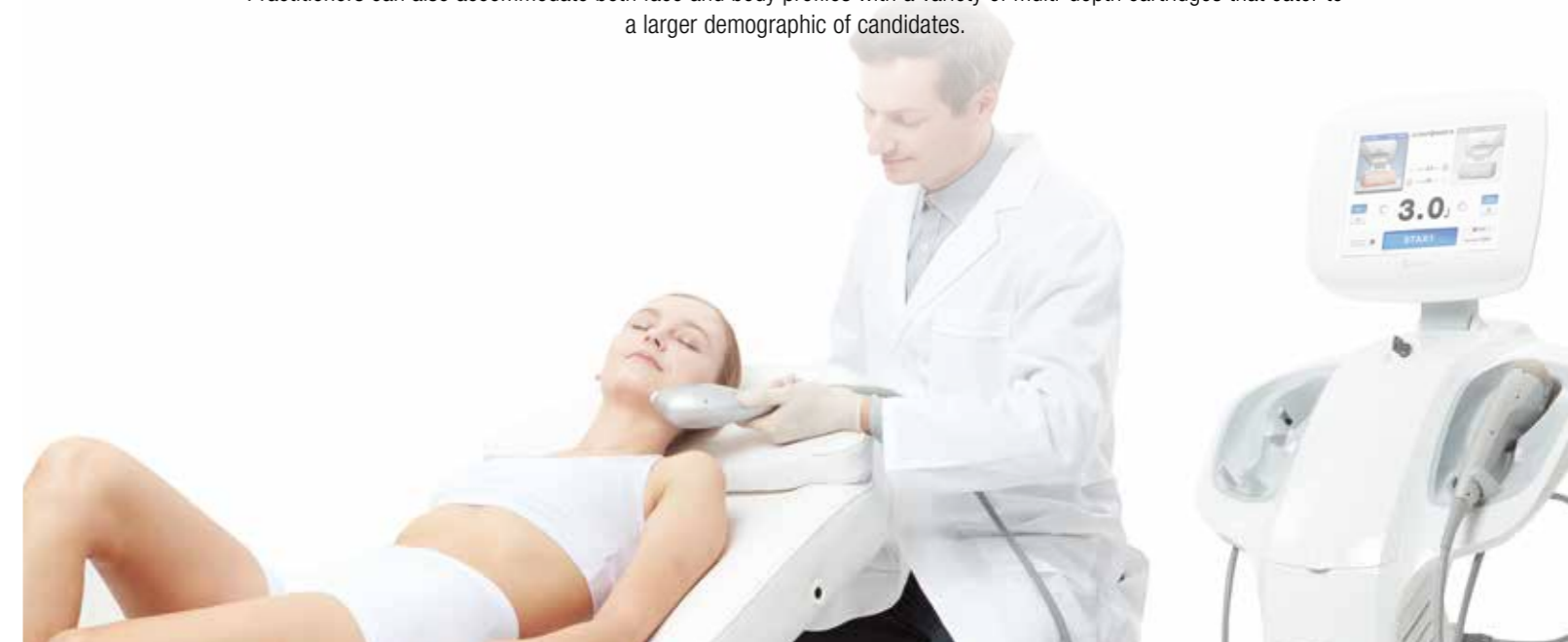
Although competitive results for facial lifting and tightening and body contouring will likely show over the next 3 months post treatment, patients may still experience slight redness for a few hours as well as swelling or tingling in either treatment area for up to a few weeks. There may also be bruising and numbness on treated areas but should resolve 2-4 weeks following procedure.

Is there any pain during treatment?

The Ultraformer III delivers comfortable procedures with its uniquely-designed transducer system developed only by CLASSYS. Many patients and practitioners report that the Ultraformer III, in comparison with other devices, delivers minimal pain with slight discomfort to the face or body, though sensations quickly subside immediately following treatment.

Am I a candidate for the ULTRAFORMER III?

Patients with diverse skin conditions such as fine lines, wrinkles, and hyperpigmentation on the face, or stubborn belly fat and love handles desiring a more curvaceous body figure, serve as ideal candidates for the Ultraformer III. Practitioners can also accommodate both face and body profiles with a variety of multi-depth cartridges that cater to a larger demographic of candidates.



Face | Lifting & Tightening

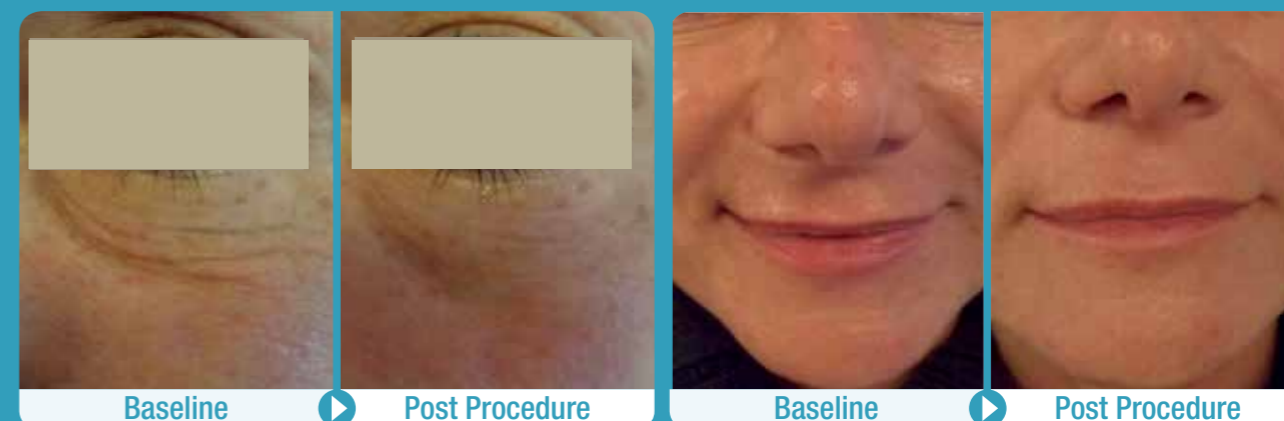
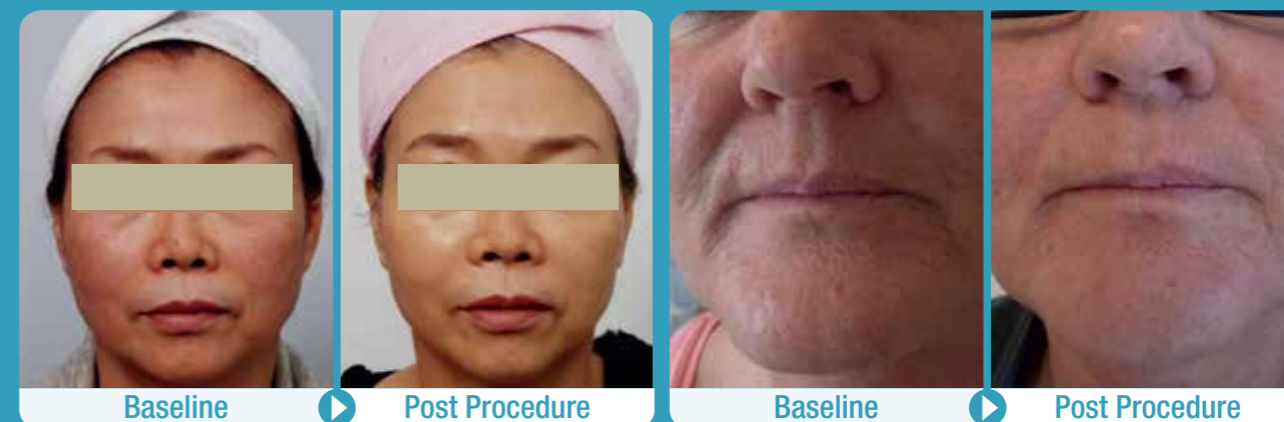
Participants shown in the following clinical photos received one ULTRAFORMER III treatment on the target areas presented. Evidence of clinical photos obtained from baseline and post procedure measurements indicates results in progress.

“
*I noticed a much brighter complexion after receiving my first Ultraformer III treatment.
I'm now confident to say goodbye to those fine lines and wrinkles.*
”

- Sarah Newman, 50 -

“
*I was amazed at how the Ultraformer III could treat the narrow contours of my face.
Not only that, I can go straight to work right after treatment!*
”

- Nicole Sutherland, 36 -



※ Individual results may vary. Unretouched photographs.

Body | Tightening & Contouring

Participants shown in the following clinical photos received one ULTRAFORMER III treatment on the target areas presented. Evidence of clinical photos obtained from baseline and post procedure measurements indicates results in progress.



※ Individual results may vary. Unretouched photographs.

The Classys Advantage

Providing Tools for Your Success

When partnering with a company with a global technology standard, a matching standard of support is a necessary tool to help with maximizing your success. Active on all mainstream networks in our day and age, Classys provides a top tier support service that caters to your practice.

Web & Social Media

A committed team dedicated to support web and mainstream social media, to grow our online presence in the face of new trends.



Education & Training

Providing practitioners with a comprehensive package of tools, knowledge, and training for the proper and professional use of our technologies.

Strategic Marketing

A live database of dynamic content and material, suitable for both B2B and B2C end-users operating in globally diverse markets.