

Medical Professional Testimonials



Dr. Klaus Fritz
MD / Germany

"The SCIZER is a unique technology with macro focused ultrasound that allows fat reduction and tightening of body tissue. The new technology allows painless treatment with high efficacy with none or minimal side effects. I do a lot of aesthetic treatment and body contouring and my patients and I are really happy."



Dr. Bertrand Pusel
MD / France

"The treatment indication is for fat burning. Stubborn fat at different levels such as in the abdomen, flanks, and love handles, with one session, can yield improved results. This device requires no preparation, no anesthetic, or incisions, which makes the SCIZER an effective device for fat reduction."



Dr. Adrian Lim
Dermatologist / Australia

"I've been in the body contouring sphere for some time and I'd really like to recommend the new SCIZER machine. It's a new HIFU device that's best in its class. It's well tolerated, patients love it, it delivers results, and I recommend that you try it."



Dr. Bong-chul Kim
MD / South Korea

"I am very impressed with the SCIZER as the results far outweigh the pain factor per each procedure. My patients are also impressed and they say that this treatment yields minimal pain because of the cooling effect of the cartridges when applied onto the skin surface."



Dr. Nobuhiro Suetake
MD / Japan

"The SCIZER really is an innovative addition to HIFU treatments for body contouring. With multiple cartridges, you are able to customize treatments based on the patient's body shape and fat layer. The SCIZER is so precise and brings immediate and gradual results. It's very impressive."

The Classys Advantage

Since opening our doors in 2007, Classys Inc. was founded with the sole purpose to create technology that provides intuitive solutions for our consumers to reflect their potential. This has resulted in providing medical & aesthetic solutions that have reached consumers around the globe, with a diverse range of applications for lifting, tightening, fat reduction, and body contouring procedures. Comfort coupled with beneficial, fast-proven results is the source of our motivation and the reason we strive to innovate solutions for our consumers in the medical & aesthetics industry.

SCIB032017



scizersonic.com

T. +82-2-517-2114 | classys.com | scizersonic.com | info@classys.com

Images and texts are intellectual property of Classys. Copying of this material can be subject to charges of both civil and criminal law of legal justice. Copyright to Classys © All Rights Reserved



SCIZER

MFSU I Macro Focused Scanning Ultrasound

Reduce Your Size

www.scizersonic.com





Scientific Solution For Size Reduction

Non-Invasive Body Contouring

The SCIZER provides the solution for getting rid of stubborn fat bulges in multiple areas of the body which exercising and dieting alone can't achieve. A treatment procedure that guarantees convenience, comfort, and effective results for maximum patient satisfaction.



SCIZER

2x



Larger Spot Size
Equal Distribution



Hand-Pieces
Customized & Simultaneous Use




Shorter Procedure Times
Fast & Convenient



The Results
Absolute & Effective Body Contouring



Less Pain
Contact Cooling Control



Benefits for Patients

- Guaranteed size reduction
- Non-invasive and NO anesthetics required
- 15-20 minute treatments with NO downtime
- Convenience and comfort-focused
- No pre or post treatment requirements

Benefits for Physicians

- Safe and effective alternative to invasive surgery
- Simultaneous and customized use of hand-pieces
- Larger spot size and larger treatment focus
- Fast and efficient treatment procedures
- Highly profitable and quick turnover on investment



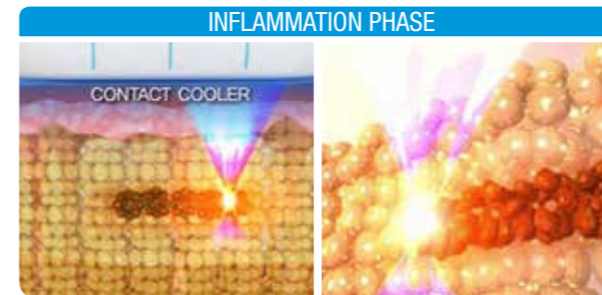
MACRO FOCUSED
SCANNING ULTRASOUND
**MF
SU**

Technology & Mechanism

Macro-focused transducers powered by HIFU deliver an equal distribution of ultrasound energy directly into fat deposits within subcutaneous tissue while also activating a Contact Cooling Control function to maximize patient comfort during procedures. Triggering a natural process of coagulative necrosis at multiple depths, the SCIZER allows for absolute and effective results to achieve slimmer body contours.

Coagulative Necrosis

Significant reduction of fat tissues in multiple areas of the body is achieved with the SCIZER which induces a natural process of wound contractions and removal of dead fat cell debris for absolute body contouring.



Adipocytes, or fat cells, disrupted by high intensity ultrasound energy, begin to lose circulation and harden, leading to eventual cell death.



The patient's body triggers macrophages that both consume and process fat cell debris through a natural process of the body's metabolism.

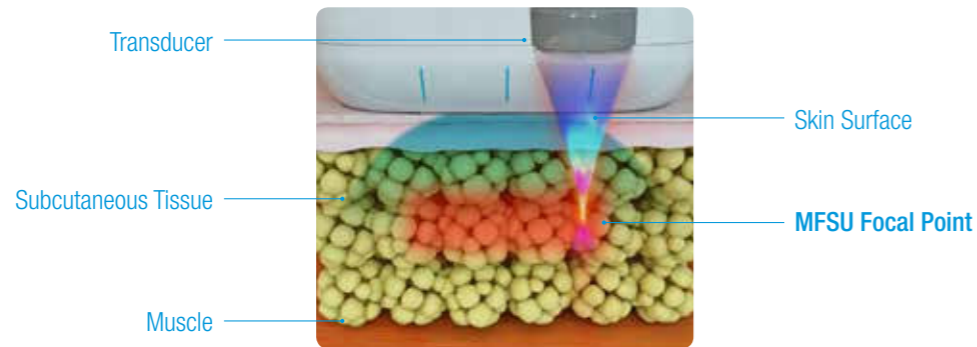
“
*Reduce fat with
a lunchtime procedure.*
”



Advantage

Going Deeper With HIFU Technology

The SCIZER transfers Macro Focused Scanning Ultrasound to concentrate a stable and uniform ultrasound beam into subcutaneous fat layers of multiple body areas without affecting or damaging surrounding tissues.



Surgical vs Non-Invasive

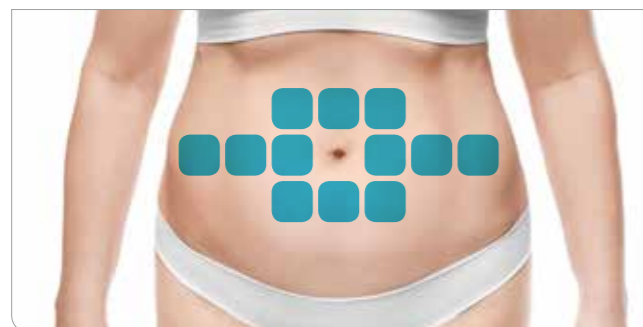
Receiving liposuction or other invasive surgeries yields a long list of adverse events and risks to the patient's body while the SCIZER is a safer, non-invasive solution to achieve effective fat reduction procedures.

LIPOSUCTION	VS	SCIZER
<ul style="list-style-type: none"> Incisions Required Dramatic Size Reduction 2-3 Hours Procedure Time 10-20 Days Downtime Required High Risk of Blood Clots 		<ul style="list-style-type: none"> ✓ Non-Invasive Procedure ✓ Natural & Gradual Results ✓ 15-20 Minutes Procedure Time ✓ No Downtime Required ✓ No Anesthesia Required



Custom Contouring

Equipped with dual hand-pieces, physicians and practitioners can apply shots with the SCIZER on multiple areas of the body in simultaneous fashion catered to the diverse body concerns and profiles of each patient.



Patient A Treatment Focus: **Whole Abdomen**

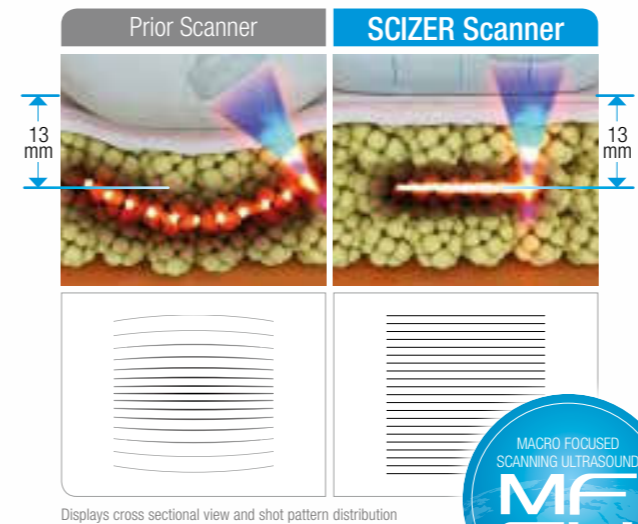


Patient B Treatment Focus: **Lower Abdomen**


Cartridges

Uniform Scanning Technology

The shot pattern of Macro Focused Scanning Ultrasound cartridges transfer an equal distribution of ultrasound energy to the treatment area.



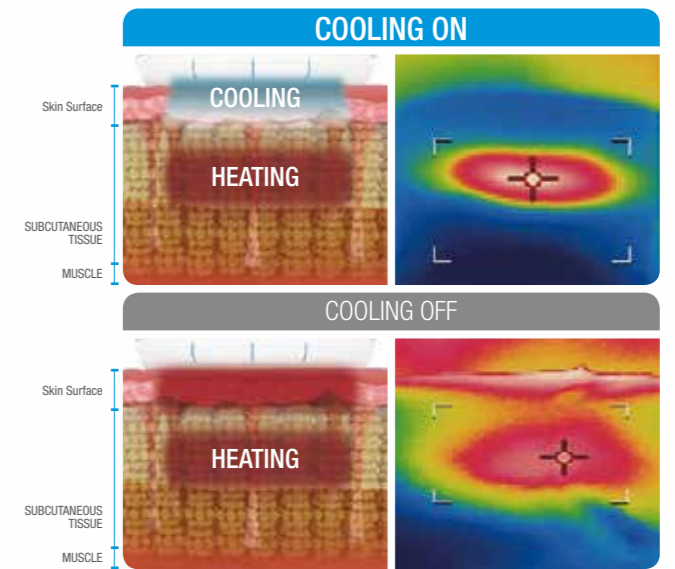
Displays cross sectional view and shot pattern distribution



*** Less Pain**

Contact Cooling Control

The cooling technology installed in each cartridge provides an anesthetic effect and further protection to the epidermis for maximum patient comfort during treatment.



Thermal imaging displaying heat levels in surrounding treatment area



Proven Efficacy Through Clinical Studies

Improved methods for evaluating pre-clinical and histological effects of subcutaneous fat reduction using high-intensity focused ultrasound in a porcine model

B.J. Kim et al. Skin Research and Technology 2016; 0: 1–8

Research Abstract

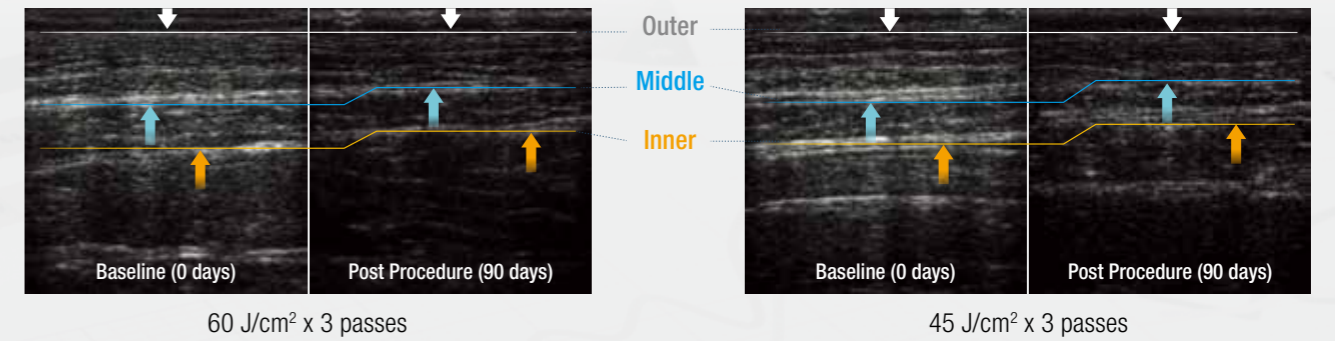
To pre-clinically and histologically evaluate the efficacy, safety and mechanism of action of the SCIZER™(Classys Inc.) for subcutaneous fat reduction.



Methods of Analysis

Ultrasonography

Ultrasound pulses showing subcutaneous fat tissue of porcine abdomens in 90 days post treatment signified a clear reduction in fat thickness on the treatment site as opposed to non-treatment sites.



Results
 SCIZER™ works as principle...
 SCIZER™ was used to apply non-invasive therapeutic focused ultrasound to achieve a thermal effect on adipocytes in the subcutaneous fat layer.

“ We used the SCIZER™, which was designed to apply non-invasive therapeutic focused ultrasound to achieve a thermal effect on adipocytes in the subcutaneous fat layer. ”

Materials and methods
 Animal experimental design...
 In this study, we demonstrate that PPAR-delta expression largely increased 30 days after HIFU treatment, which may reduce subcutaneous fat tissue rapidly and easily (Fig. 6). ”

“ In this study, we demonstrate that PPAR-delta expression largely increased 30 days after HIFU treatment, which may reduce subcutaneous fat tissue rapidly and easily (Fig. 6). ”

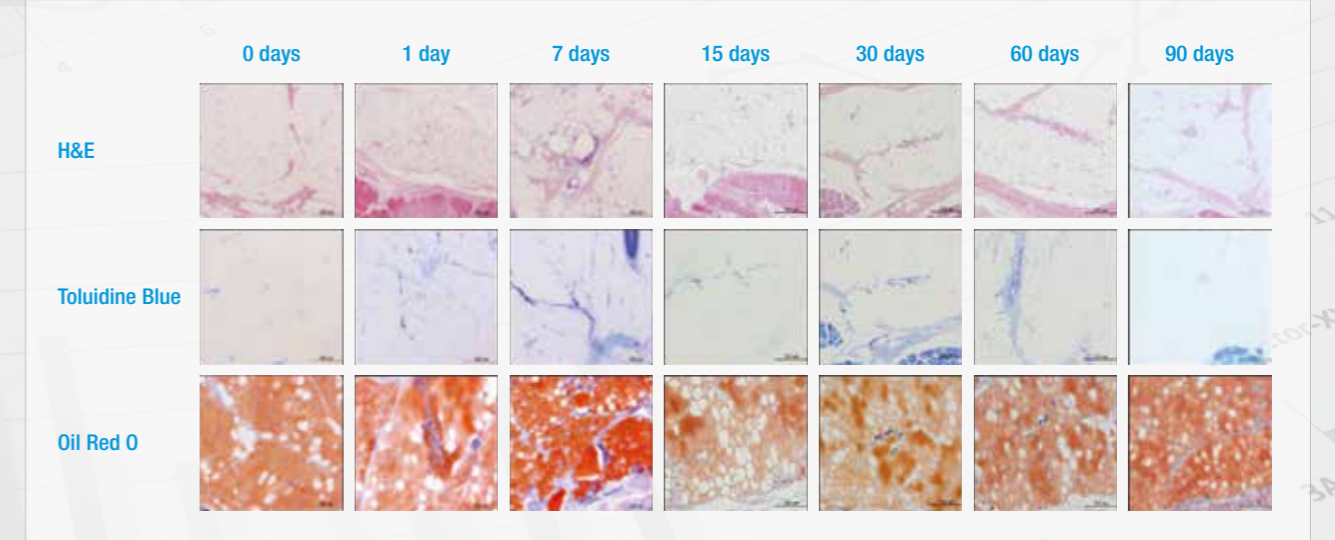
Methods for fat reduction by HIFU
 The protocol was based on the principle...
 This work was supported by the Infrastructure Development of Seoul Research Center, Technology Center, and was funded by the Ministry of Health, Welfare & Family Affairs, Republic of Korea.

“ On ultrasonography, we found that HIFU treatments were performed accurately at the target site and there was effective subcutaneous fat reduction. ”

“ Through laboratory tests, we revealed that fat reduction in the focal area did not affect the lipid profile and hepatic function. ”

Monitoring Histological Changes

Examination of skin tissue under select dye solutions through 90 days following procedure showed a rapid reduction and tightening of collagen within the focal area without damage to surrounding tissues or nerves. Through the early stages of recovery, post treatment examinations as indicated by the oil red O staining solution also yielded heightened macrophage activity of cleaning up dead fat cells disrupted by HIFU from the SCIZER™(Classys Inc.) treatment.



Conclusion

In this study, we examined the efficacy and safety of the SCIZER™(Classys Inc.) for subcutaneous fat reduction. Our findings, through the utilization of diverse and improved methods for close assessment, showed a significant reduction of adipocytes in target subcutaneous fat layers without affecting surrounding tissues or nerves as indicated post treatment.

FAQ

Q What are the advantages of the SCIZER?

A Macro Focused Scanning Ultrasound technology of the SCIZER with 9.0mm and 13.0mm depth cartridges achieve both absolute and effective results for body contouring with uniform distribution of stable, high peak ultrasound energy. Patients can also opt to receive convenient and customized treatments with an adjustable Contact Cooling Control function that significantly reduces pain during procedures.

Q How is fat naturally removed from the body by the SCIZER?

A A device that can reduce a large portion of a patient's abdominal waist circumference, MFSU-powered cartridges of the SCIZER heat adipocytes located within the subcutaneous tissue of the body, triggering a process of coagulative necrosis where macrophages process dead fat cells for natural disposal through the body's metabolism.

Q Are there any side effects?

A Competitive results for fat tissue reduction within the subcutaneous layers of the body by the SCIZER will show over the course of 4-12 weeks months post treatment. During this period, patients may experience slight redness and swelling for a few hours as well as bruising and numbness on treated areas that resolve within 1-2 weeks following procedure.

Q Am I a candidate for the SCIZER?

A Patients with a fat layer of at least 2.5cm and a Body Mass Index (BMI) of less than 30 serve as ideal candidates. Practitioners can also accommodate diverse body profiles with multiple depth cartridges that can address a multitude of patients' concerns for gradual and enhanced results.

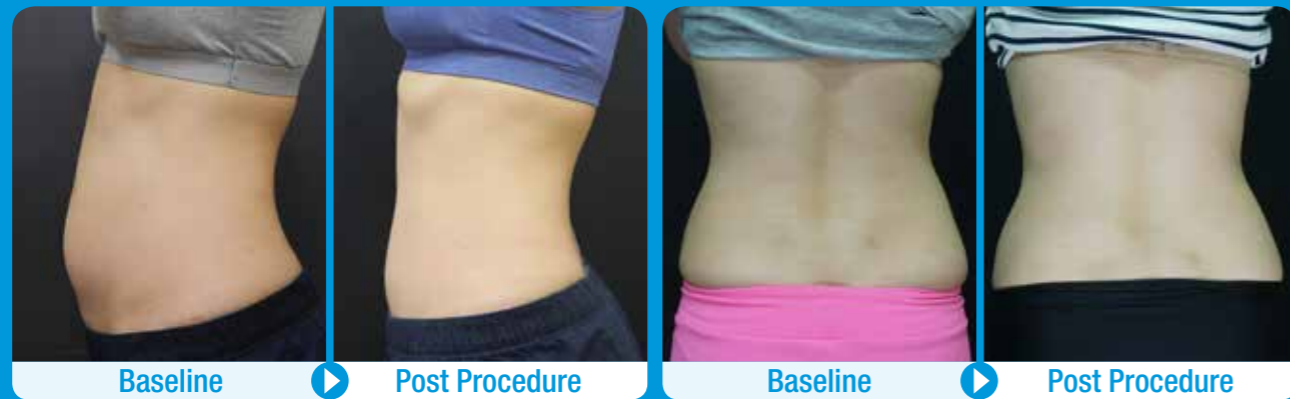
Q Is there any pain during treatment?

A Because the hand-pieces of the SCIZER are equipped with a Contact Cooling Control function that applies an anesthetic effect on the surface area being treated, patients can feel less pain during procedures, allowing for maximum comfort and convenience.



Clinical Cases

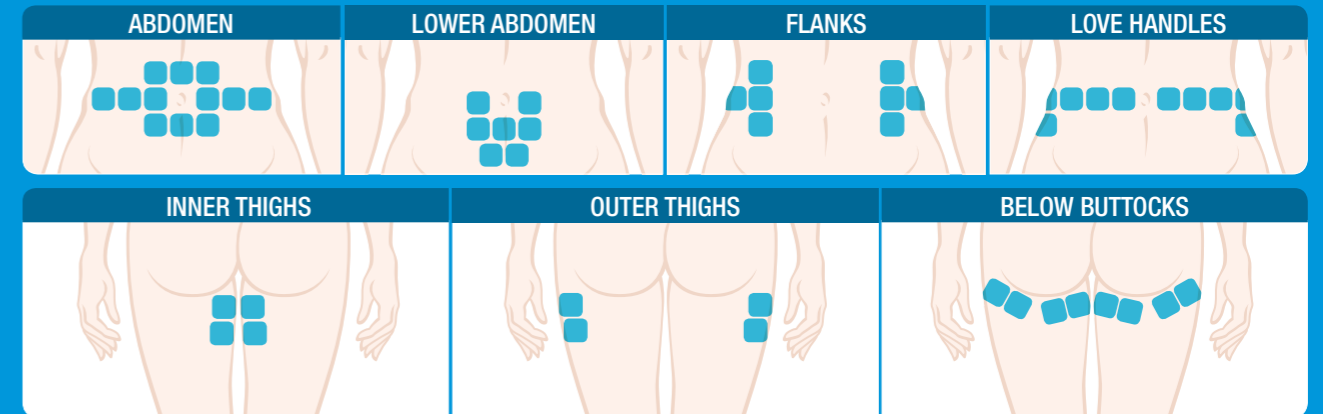
Participants shown in the following clinical photos received the SCIZER treatment on the target areas presented. Evidence of clinical photos obtained from baseline and post procedures indicate gradual and enhanced results.



※ Individual results may vary. Unretouched photographs.

Application

Customized treatment procedures are available to treat a multitude of patient concerns:



※ Individual results may vary. Unretouched photographs.

World Wide Media Coverage

Available in 55 countries and continuously growing our global footprint with interactive media support, millions of patients are discovering fat reduction solutions with the SCIZER.



The Classys Advantage

Providing Tools for Your Success

When partnering with a company with a global technology standard, a matching standard of support is a necessary tool to help with maximizing your success. Active on all mainstream networks in our day and age, Classys provides a top tier support service that caters to your practice.

Web & Social Media

A committed team dedicated to support web and mainstream social media, to grow our online presence in the face of new trends.



Education & Training

Providing practitioners with a comprehensive package of tools, knowledge, and training for the proper and professional use of our technologies.

Strategic Marketing

A live database of dynamic content and material, suitable for both B2B and B2C end-users operating in globally diverse markets.

