

MINISILK FT



MEDICINE AND AESTHETICS

MINISILK FT

DEKA Pulsed Light: Light, Compact, Extremely Versatile

Power and Fractioned Pulse: the Ideal Technological Solution for Every Phototype

**Hair Removal
Vascular and Pigmentary Photorejuvenation**



The Code of Excellence

MINISILK FT

MINISILK FT: THE RIGHT PULSE FOR EVERY MEDICAL-AESTHETIC CENTRE

Hair removal with Minisilk FT is a gradual, painless, and effective treatment for all types of hair, skin, and phototype. Benefits include a permanent reduction in the number of hairs and a dramatic slowdown of regrowth. The effectiveness of DEKA technologies and the broad handpiece speed up treatment time, making Minisilk FT especially suitable for larger body areas. High performance, safe technology and modest outlay make Minisilk FT the ideal instrument to meet patients' needs, from hair removal to skin photorejuvenation. Even when higher intensities are required, the fractioning of the Minisilk FT pulse allows to act on the target structure only, without thermal damage to the surrounding areas. DEKA's intelligent technologies also include an interchangeable filter system and a cooling system integrated in the handpiece, making it practical for the doctor and comfortable for the patient.

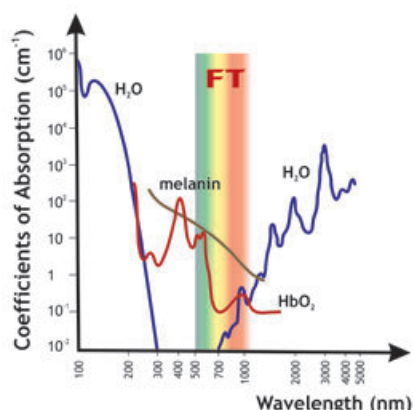
"Numerous patients ask me how to solve the problem of superfluous hair without becoming slaves to creams and waxing. So I set about finding the technological solution best suited to their needs and mine: in short, a practical, versatile, and why not, also economical device. DEKA's Minisilk FT possesses all these qualities: it enables a wide range of treatments, from progressive hair removal, increasingly sought-after by patients, to photorejuvenation. It is very easy to change the filters to suit the application and phototype: therefore I can focus each treatment on the real needs of my patients, ensuring their total comfort and the shortest possible post-op recovery time. The execution speed offers a dual benefit: my patients achieve their goal after several short sessions and my studio boosts its economic performance without sacrificing safety."

Prof. Giovanni Cannarozzo, MD

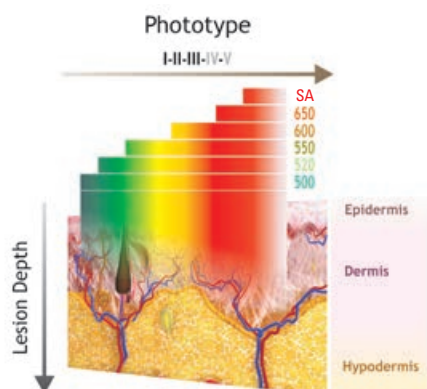
Department of Dermatology - University of Florence, Italy

MEDICINE AND AESTHETICS

MINISILK FT



Main skin chromophores absorption spectrum: Melanin, water and oxyhaemoglobin.



The interaction of the different wavelengths and skin layers determines the choice of the appropriate filter based on the treatment and patient phototype.

LIGHT, VERSATILE, USER-FRIENDLY

Minisilk FT represents the latest pulsed light technologies developed by DEKA. This system has been designed in line with user-friendly criteria such as simplicity of use, practicality, and effectiveness.

This is an extremely compact and lightweight device, which can easily be moved from one place to another. The ability of changing the handpiece filters enables rapid selection of the type of application depending on the patient's phototype.

The Minisilk FT action is amazingly effective for hair removal and photorejuvenation. Patients obtain visible and aesthetically impressive results after a personalised cycle of sessions. The pulsed light stimulates the production of new collagen, improving skin tone, texture, and glow. As a result of its speed and precision, gives the skin a natural lifting effect.

Minisilk FT can be used all over the body, even on more difficult areas such as the face, neck, and throat. The effects are already visible after 4 or 5 treatments and continue to improve over the following months.

Pigmentary lesions, couperose, rosacea, enlarged pores, age spots, superficial vascular lesions: the Minisilk FT pulsed light has a specific and targeted action on a wide variety of skin imperfections.

6	Interchangeable filters, with different emission spectra, for a single pulsed light handpiece. It takes only a moment to adjust the emission to the specific application and the patient's phototype.
11	Adjustable levels for contact skin-cooling system integrated in the handpiece.
36 liters	Compact technology. The reduced size of Minisilk FT makes it easy to move around.
2	Available treatment spot size for each filter: 48 x 13 mm (6,2 cm ²) e 23 x 13 mm (3 cm ²). It is now possible to choose the ideal spot size based on the various treatment areas.
1	Optional handpiece (48x17 mm) with 550 - 1200 nm integrated filter.
700 gr.	Lighweight and compact handpiece for effortless treatment.
Power Meter	A power meter incorporated in the system monitors the correct operation of the handpiece at all times.

MAXIMUM VERSATILITY WITH INTERCHANGEABLE FILTERS



FT pulsed light handpiece: Compact, lightweight and ergonomic. Maximum comfort for the professional.

The FT pulsed light handpiece features interchangeable filters. By simply switching filters, without changing handpiece, physicians can now select the most suitable wavelength range for the desired application and patient's phototype in just a few seconds.

The use of various wavelengths (500, 520, 550, 600, 650, 800 nm) ensures greater light absorption by the melanin in the hair and in the other targets, even with darker phototypes.

Fast and Safe for All Skins

One of the advantages of pulsed light is faster treatment time. DEKA has further enhanced this benefit by designing a handpiece with an emission surface of 48x17 mm, one of the largest on the market. Hair removal treatments on large areas such as chest, legs, or back, are carried out more rapidly and in total safety.

The Fractioned Pulse: a Safety Guaranteed

The Minisilk FT pulse can be divided into three pulses: a feature that makes this technology ideal for removing hair or spots on dark skins. Fractioned pulses make it possible to use much higher fluences while protecting the skin: the doctor can select the duration and energy of each individual pulse, and also set the interval. DEKA's intelligent technology protects healthy skin and prevents thermal damage.

Reduced Risk of Thermal Damage

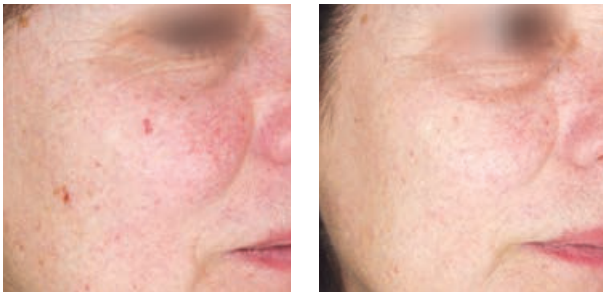
The new contact skin-cooling system guarantees painless and minimally invasive treatments. This innovative DEKA system enables physicians to irradiate the skin with high fluences without any side effects such as redness or burns. Maximum comfort for the patient, maximum safety for the doctor.



6 interchangeable filters with different emission spectra: a complete range of wavelengths at the physician's finger tips.

IMPROVING TREATMENT, OPTIMIZING ECONOMIC PERFORMANCE

Minisilk FT features a control tool that is extremely useful in daily practice. The integrated energy meter controls the real effectiveness of each individual pulse and the correct operation of the handpiece with a simple test. The creation of this instrument has made DEKA one of the few companies on the market that can guarantee the quantity and quality of the pulses. By allowing doctors and operators to control the effectiveness and correctness of the energy emitted, DEKA also offers the possibility of monitoring the duration and operation of the lamp over time. Medical studios can thus avoid undue and uncontrolled expenditure: the power meter makes it possible to test the handpiece at all times, reducing costs and maximising the economic return on the investment.



Courtesy of: P. Campolmi, M.D. - G. Cannarozzo, M.D.
P. Bonan, M.D. - Florence, Italy. (Photos using polarized light)



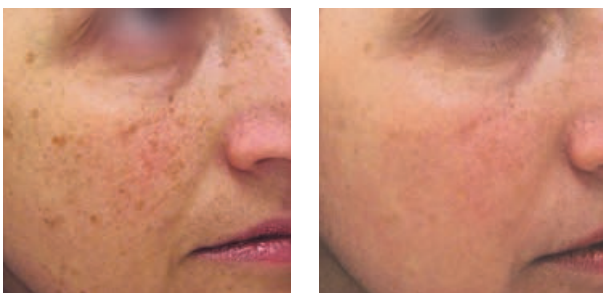
Courtesy of: P. Campolmi, M.D. - G. Cannarozzo, M.D.
P. Bonan, M.D. - Florence, Italy. (Photos using polarized light)



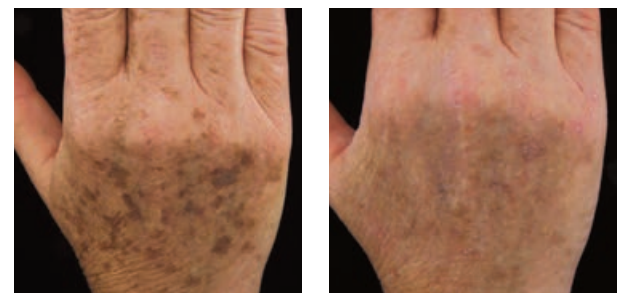
Courtesy of: P. Campolmi, M.D. - G. Cannarozzo, M.D.
P. Bonan, M.D. - Florence, Italy.



Courtesy of A. Pulvirenti - Catania, Italy.



Courtesy of A. Pulvirenti - Catania, Italy.



Courtesy of A. Pulvirenti - Catania, Italy.

TECHNICAL DATA

Source	Xe Lamp
Emission Spectra	500 – 1200 nm (500) 520 – 1200 nm (520) 550 – 1200 nm (550) 600 – 1200 nm (600) 650 – 1200 nm (650) 800 – 1200 nm (SA)
Energy per Pulse	160 J (max.)
Pulse Duration	From 3 to 8 ms
Delay between Pulses	From 5 to 50 ms
Number of Pulses	From 1 to 3
Repetition Rate	2 s (min) @ Std Mode 0.5 s @ SmP Mode
Treatment Area	48 mm x 13 mm (6,2 cm ²) 23 mm x 13 mm (3 cm ²) - Optional
Optional Handpiece	48 mm x 17 mm with 550 - 1200 nm integrated filter
Fluence	Up to 25J/cm ² @ 500 ÷ 650 filters Up to 65 J/cm ² @ SA mode
Integrated Skin Cooling	Contact Peltier system (from 8 up to 18 °C)
Emission Control	Footswitch and/or Fingerswitch
Electrical Requirements	230 Vac / 10 A (max.) / 50-60 Hz
Dimensions & Weight	22 cm (H), 45 cm (W), 37 cm (D), 16 Kg

This brochure is not intended for the market of USA.



HAIR REMOVAL - VASCULAR AND PIGMENTARY PHOTOREJUVENATION

MINISILK_FT

CE
0123

Follow us on



www.dekalaser.com



The Code of Excellence

Dealer stamp



DEKA M.E.L.A. s.r.l.
Via Baldanzese,17 - 50041 Calenzano (FI) - Italy
Tel. +39 055 8874942 - Fax +39 055 8832884

DEKA The Code of Excellence

A spin-off of the Ei.En. Group, DEKA is a world-class leader in the design and manufacture of lasers and light sources for applications in the medical field. DEKA markets its devices in more than 80 countries throughout an extensive network of international distributors as well as direct offices in Italy, France, Germany, Japan and USA. Excellence is the hallmark of DEKA's experience and recognition garnered in the sphere of R&D in over thirty years of activity. Quality, innovation and technological excellence place DEKA and its products in a unique and distinguished position in the global arena. DEKA manufactures laser devices in compliance with the specifications of Directive 93/42/EEC and its quality assurance system is in accordance with the ISO 9001 and ISO 13485 standards.